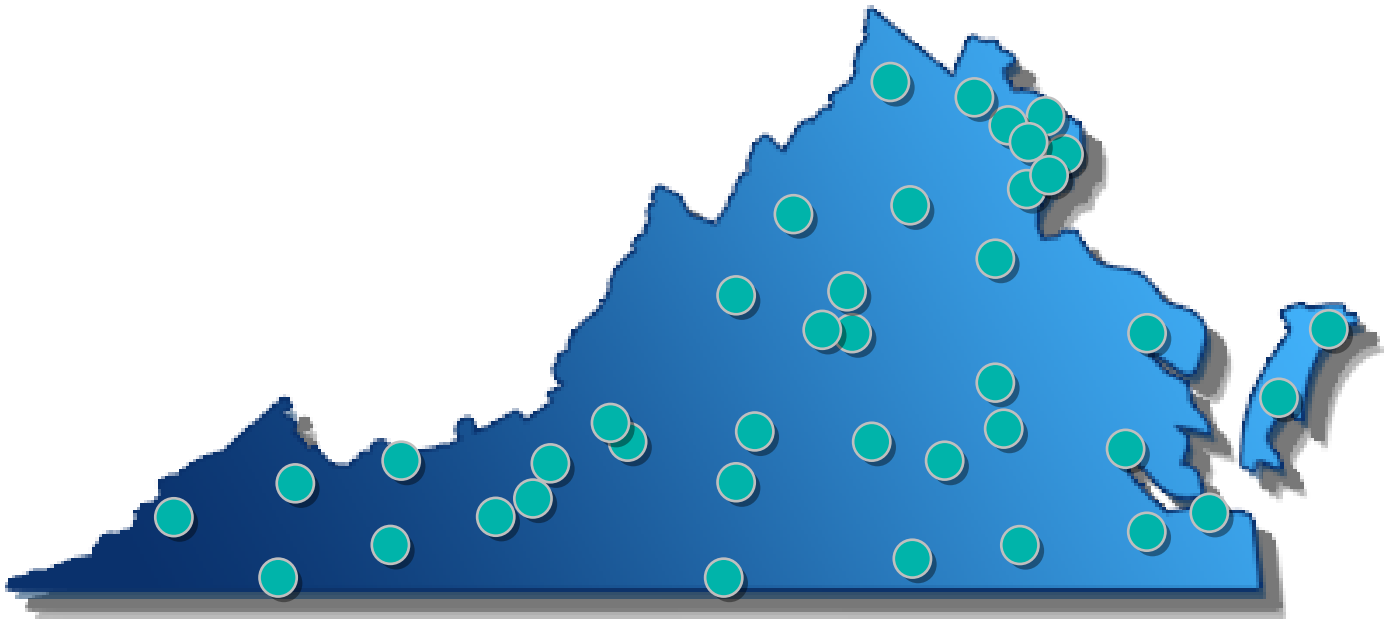


Commonwealth of Virginia Transit Agency Ridership Report Fiscal Year 2019

*Prepared by the Virginia Department of
Rail and Public Transportation*



Making Efficient + Responsible Investments In Transit

Contents

OVERVIEW 3

FY 2019 HIGHLIGHTS 5

Bristol 7

Culpeper 8

Fredericksburg 9

Hampton Roads..... 10

Lynchburg 11

Northern Virginia 12

Richmond 14

Salem 15

Staunton 16

Multi-District 17

OVERVIEW

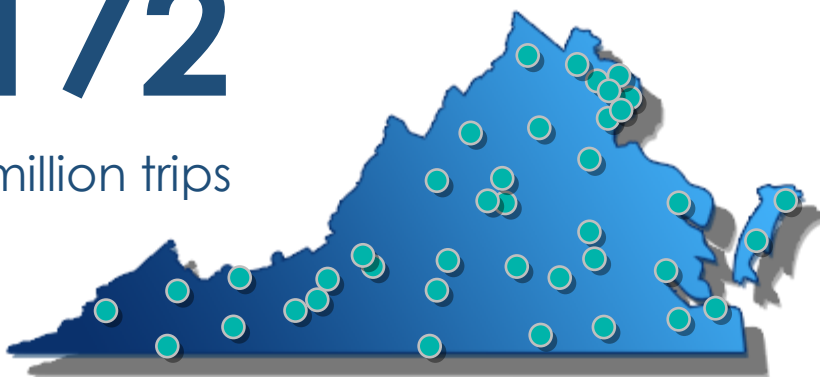
There are 40 transit agencies in the Commonwealth of Virginia that receive capital and operating support from the Virginia Department of Rail and Public Transportation (DRPT). These agencies vary in size and location, and offer a range of transit services in the form of bus, rail, and ferry. This report presents transit ridership across the Commonwealth from FY 2015 – FY 2019.

According to the Federal Transit Administration (FTA), unlinked passenger trips are the number of passengers who board public transportation vehicles (i.e. ridership). Passengers are counted each time they board vehicles no matter how many vehicles they use to travel from their origin to their destination. All public transit agencies in the Commonwealth are required to report monthly unlinked passenger trips to DRPT and the data is then aggregated on an annual basis. In FY 2019, Virginia's transit agencies, excluding WMATA, reported 64,798,471 unlinked passenger trips across all modes, which represents a 0.2 percent increase compared to FY 2018. This marks the first year-over-year increase in reported ridership from Virginia's transit agencies in more than five years. Bus transit, which makes up the bulk of transit ridership reported by Virginia transit agencies, increased by 0.7 percent, while other modes experienced modest declines compared to FY 2018.

In addition to the ridership reported by Virginia transit agencies, Washington Metropolitan Area Transit Authority (WMATA) provided 107,128,658 unlinked passenger trips in the Commonwealth, bringing the statewide total to 171,927,129 in FY 2019.



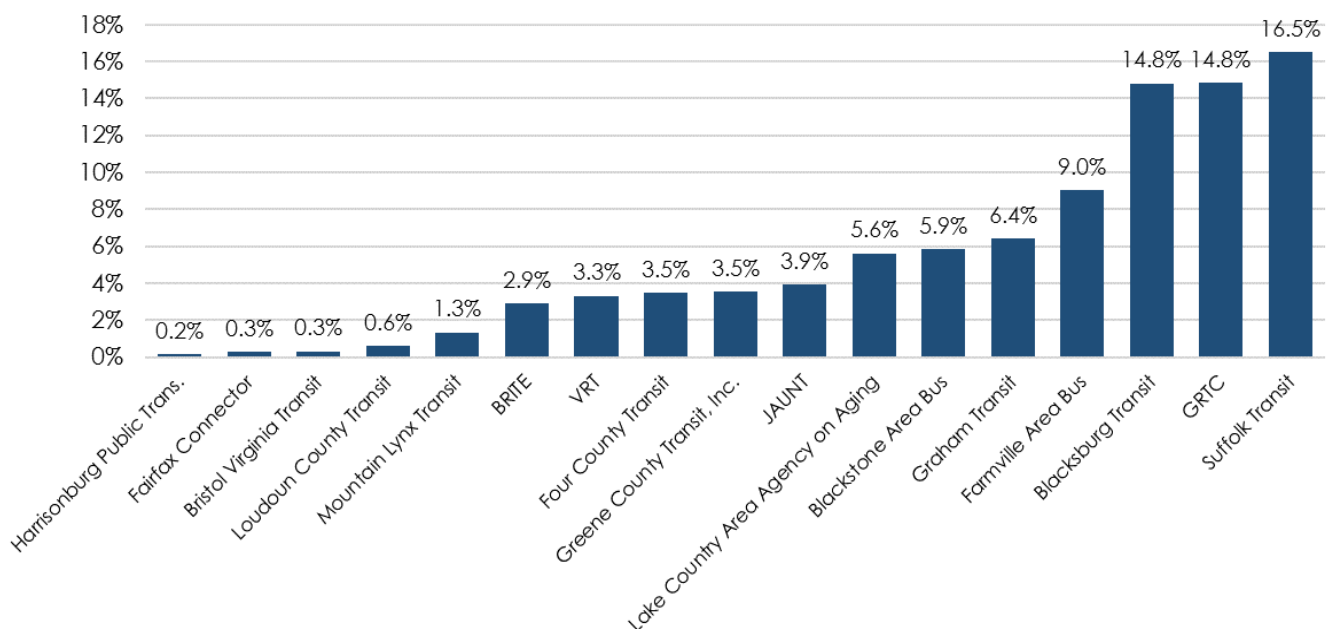
172
million trips



Nineteen transit agencies reported ridership increases in FY 2019. Small urban and rural areas continue to experience the most consistent transit ridership growth. Suffolk Transit and Blacksburg Transit reported ridership increases of 16.5 percent and 14.8 percent respectively, which can be attributed to growing demand for transit service at the local level, coupled with agency-initiated service improvements and expansions. In Richmond, the Greater Richmond Transit Company (GRTC) experienced a 14.8 percent increase in ridership, bucking the national trend of ridership decline in large urban areas.



Transit Agencies with Increased Ridership (FY18 – FY19)



Greensville-Emporia Transit reported a 98.3% increase in ridership from FY18-FY19; however, their service first launched in October 2017, thus they did not have a full year of ridership to compare. Petersburg Area Transit reported a 19.5% increase in ridership from FY18-FY19; however, a ridership audit revealed under-reporting in FY18, thus their year-to-year comparison is skewed.

FY 2019 HIGHLIGHTS

Blacksburg Transit

Blacksburg Transit operates fixed-route and demand response service for the Town of Blacksburg, the Town of Christiansburg, Montgomery County, and Virginia Tech. Between FY 2018 and FY 2019, Blacksburg Transit experienced a ridership increase of 14.8 percent, which can be attributed to both the growing demand for transit in the community, as well as the implementation of various service improvements and expansions.



Within the last few years, Blacksburg Transit has been recognized for outstanding achievements in public transportation. In 2017, the agency was honored with the Outstanding Public Transportation Marketing Award for their extensive advertising campaign to recruit bus drivers. In 2019, Blacksburg Transit was recognized as the best small public transit system in North America by the American Public Transportation Association (APTA). The agency consistently delivers exceptional customer service, on-time performance, and transportation safety for its riders.

Approximately 90% of Blacksburg Transit's ridership comes from students of Virginia Tech. Blacksburg Transit serves as an excellent model for similar transit agencies by illustrating how partnerships between localities and universities can benefit all involved. As student enrollment continues to grow, Blacksburg Transit is taking on critical initiatives to support the increased demand for service. This includes continuously expanding bus capacity, extending service hours, and increasing service frequencies to meet the needs of its riders.

Greater Richmond Transit Company (GRTC)

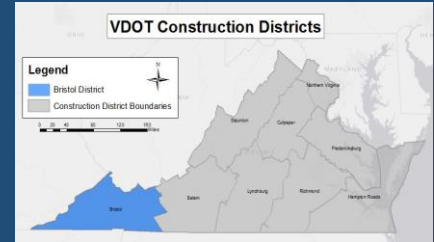
The Greater Richmond Transit Company (GRTC) operates fixed-route, paratransit, and bus rapid transit (BRT) service for the Greater Richmond region. GRTC experienced a 14.8 percent increase in ridership between FY 2018 and FY 2019, bucking the national trend of ridership decline in large urban areas. GRTC transports more than 7.5 million riders annually, and debuted the region's first BRT line in June 2018.



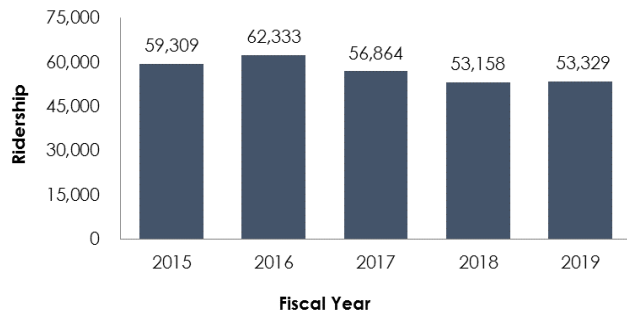
Known locally as “The Pulse,” the BRT line operates within a seven-mile corridor along Broad and Main Streets with three miles of dedicated bus lanes. Off-board fare collection, fully ADA-compliant stations, and transit signal priority are only a few of the features that make BRT faster than conventional bus service. GRTC partnered with the U.S. Department of Transportation, DRPT, the Virginia Department of Transportation (VDOT), the City of Richmond, and Henrico County to execute the project successfully. The Pulse was awarded the Bronze Standard BRT rating by the Institute for Transportation and Development Policy (ITDP), which has only given out seven Bronze ratings or better in the United States.

To accompany the implementation of The Pulse, GRTC executed a system-wide redesign of its fixed-route network to address rider needs and changing commuter patterns in the Richmond area. In addition to a better network design, new partnerships with Virginia Commonwealth University and Richmond Public Schools has contributed to GRTC's ridership growth.

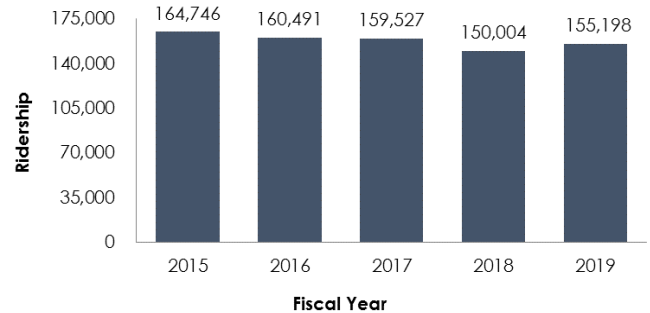
Bristol



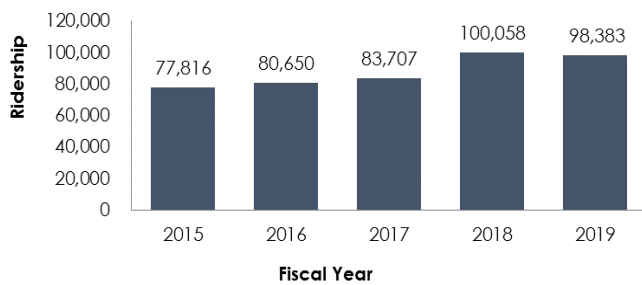
Bristol Virginia Transit



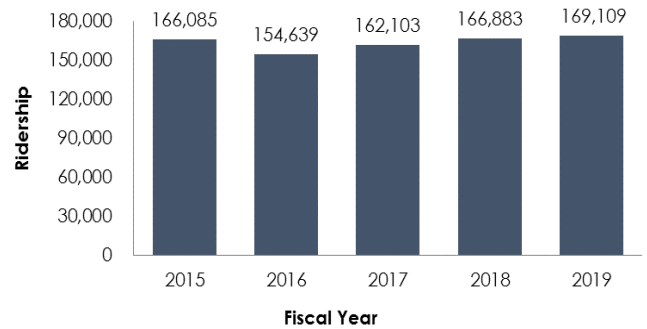
Four County Transit



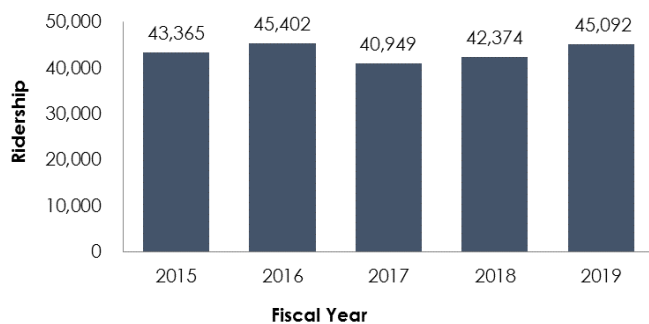
Mountain Empire Older Citizens, Inc. (MEOC)

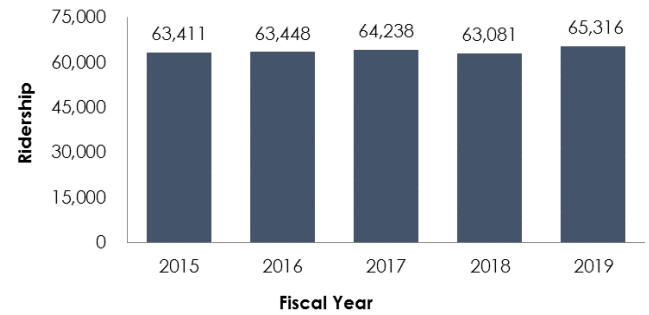
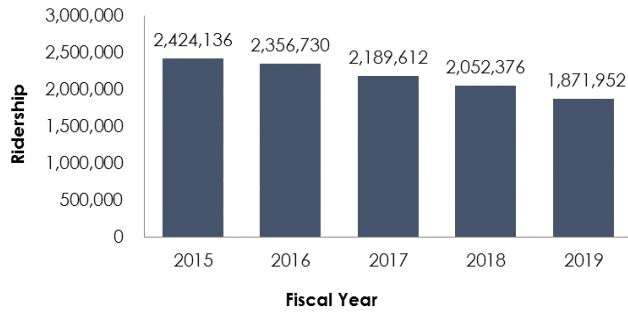


Mountain Lynx



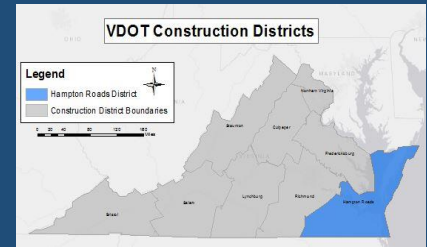
Town of Bluefield-Graham Transit



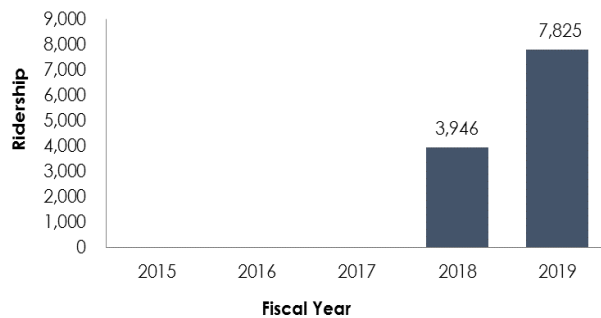
[illegible]

[illegible]

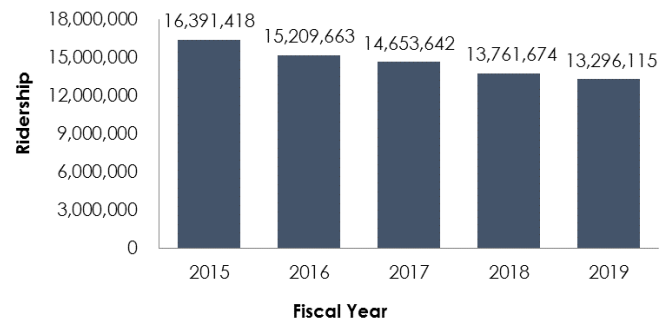
Hampton Roads



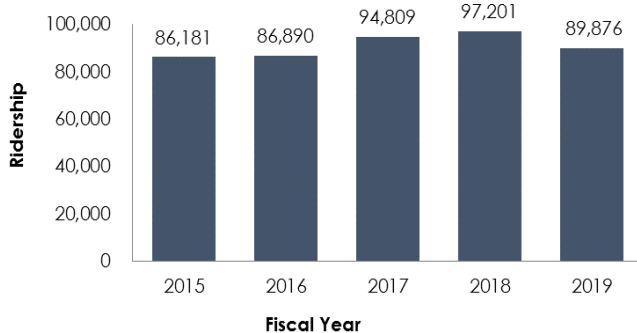
***Greensville Emporia Transit**



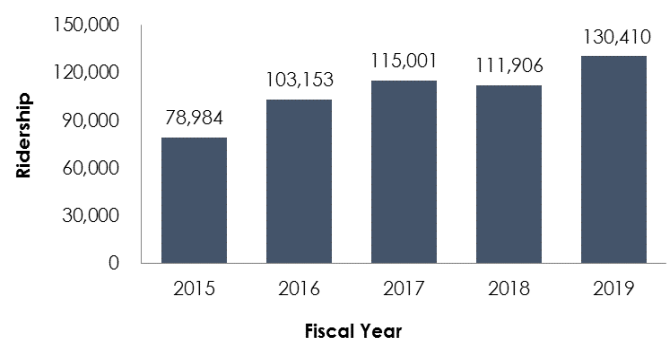
Hampton Roads Transit (HRT)



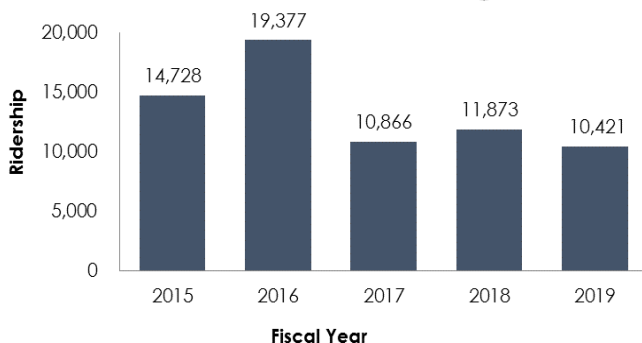
STAR Transit



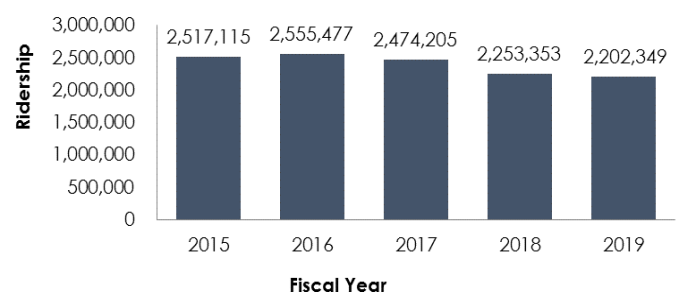
Suffolk Transit



Town of Chincoteague

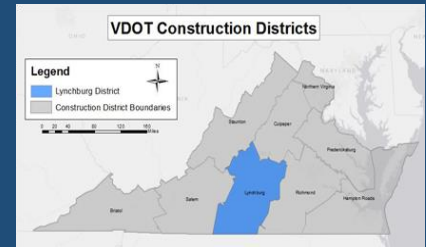


Williamsburg Area Transit Authority (WATA)

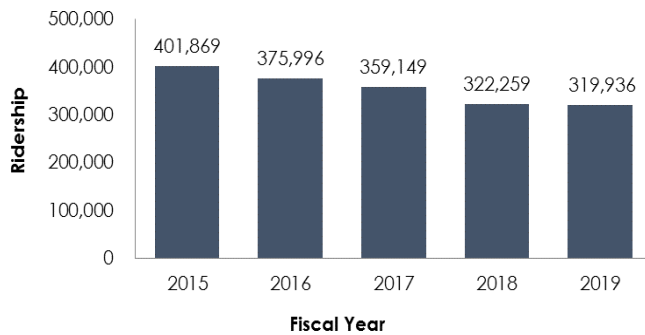


*Greensville Emporia Transit began service in October 2017, thus did not report a full year of data in FY18.

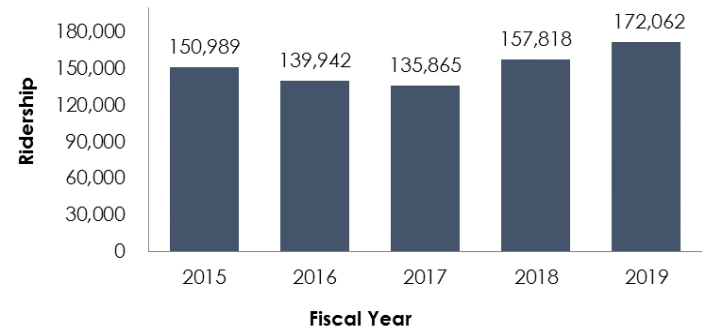
Lynchburg



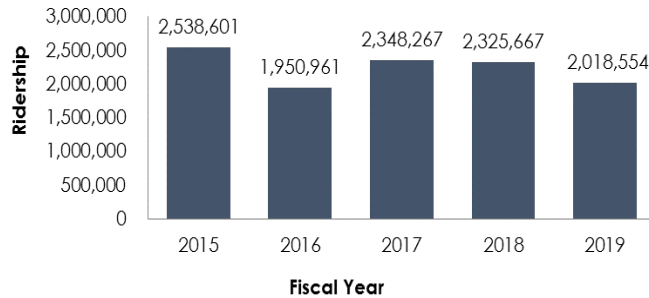
Danville Transit System



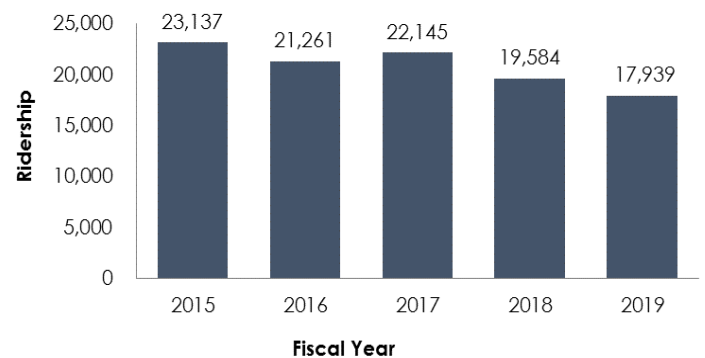
Farmville Area Bus



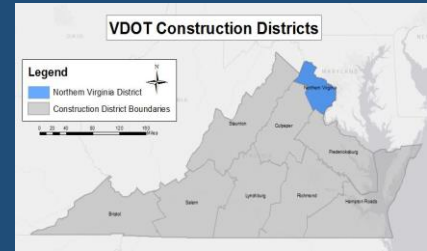
Greater Lynchburg Transit Company (GLTC)



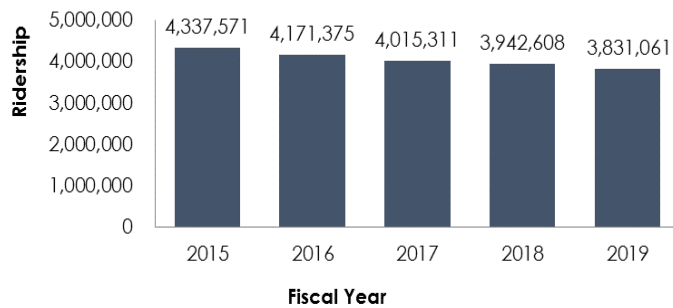
Town of Altavista



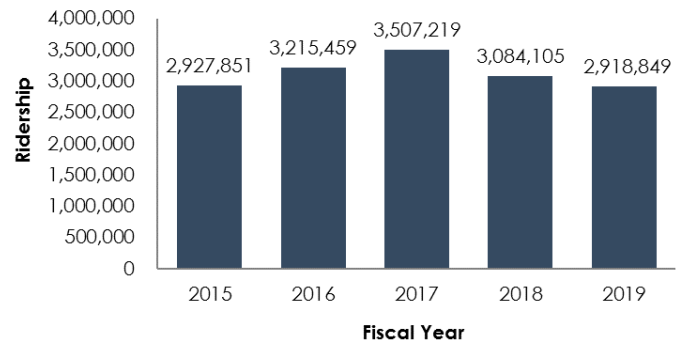
Northern Virginia



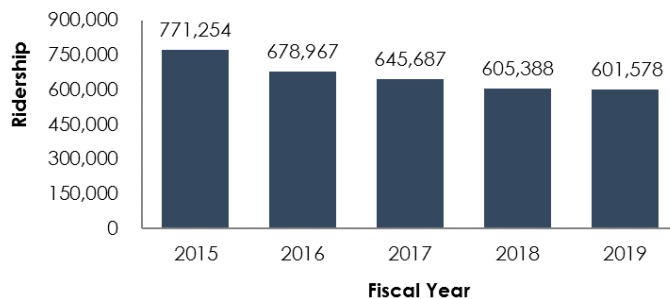
Alexandria Transit Company (DASH)



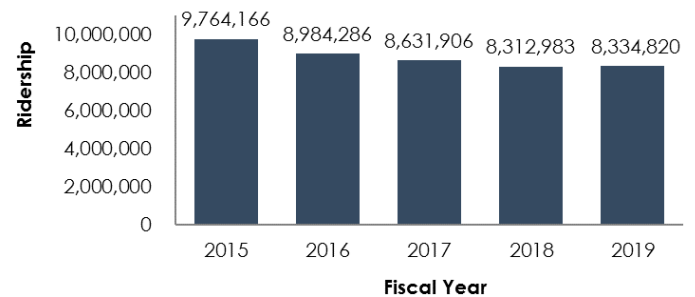
Arlington Transit (ART)



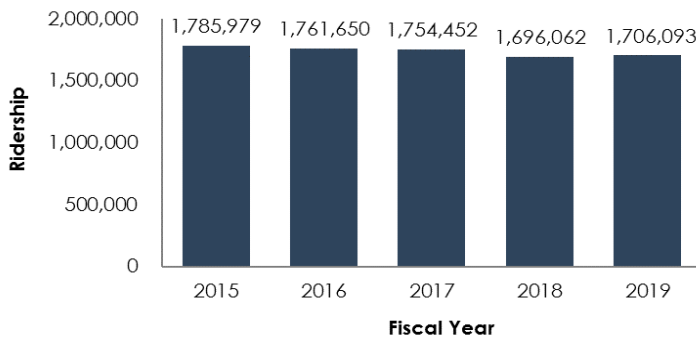
City of Fairfax City-University Energysaver (CUE)



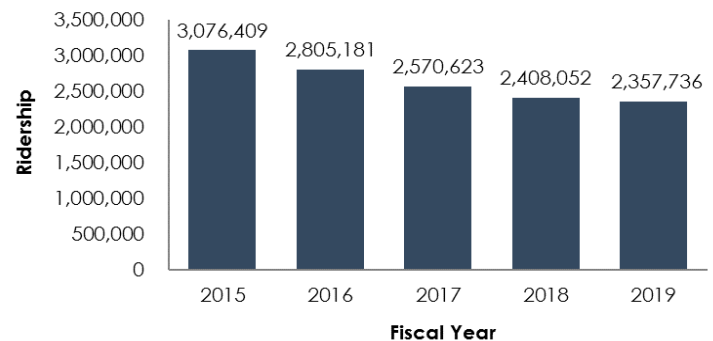
Fairfax County (Fairfax Connector)

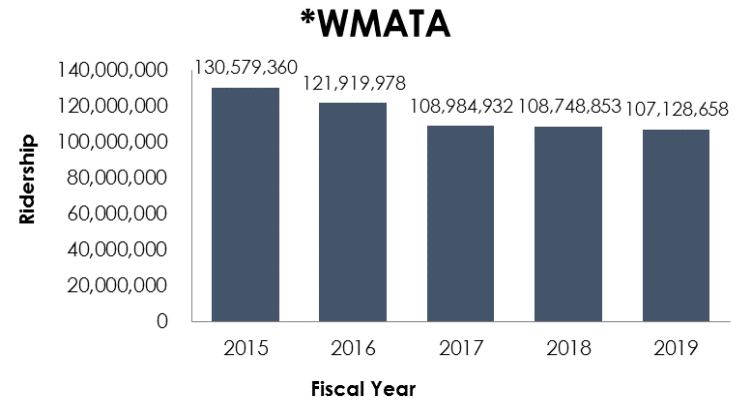


Loudoun County Transit

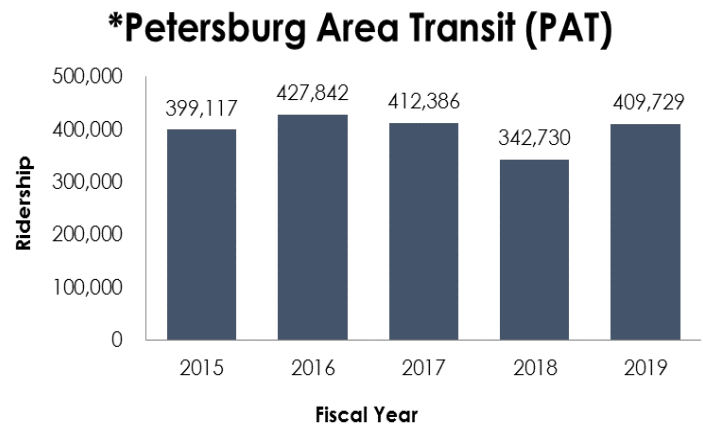


PRTC/OmniRide



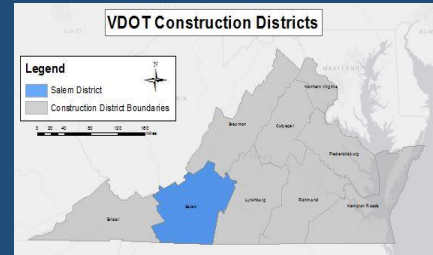
[illegible]

Page | 13

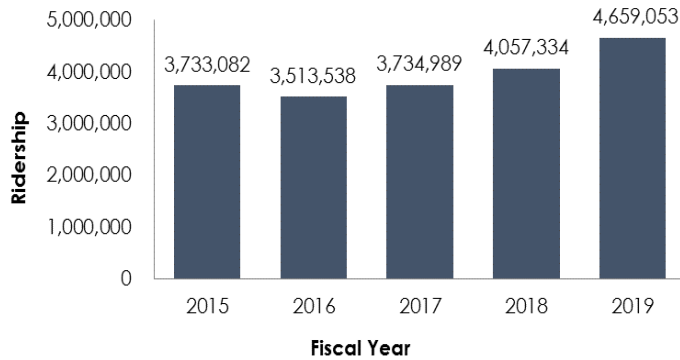


Page | 14

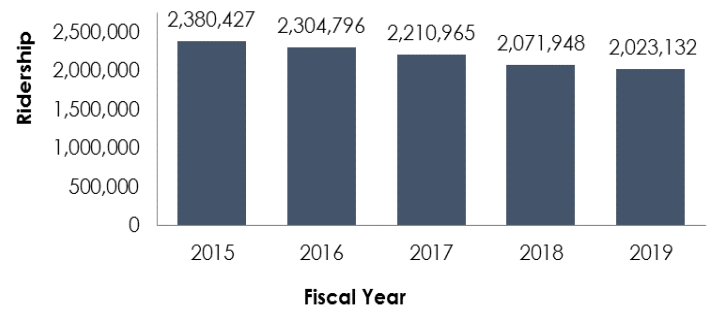
Salem



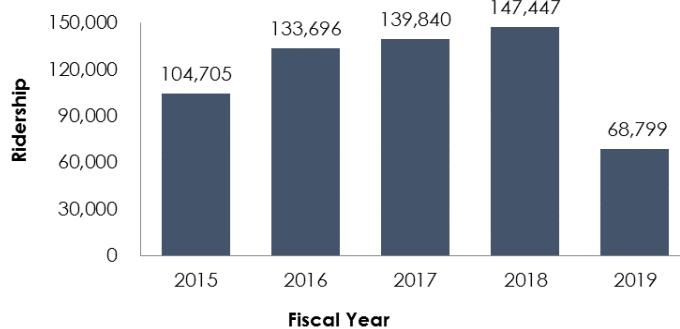
Blacksburg Transit



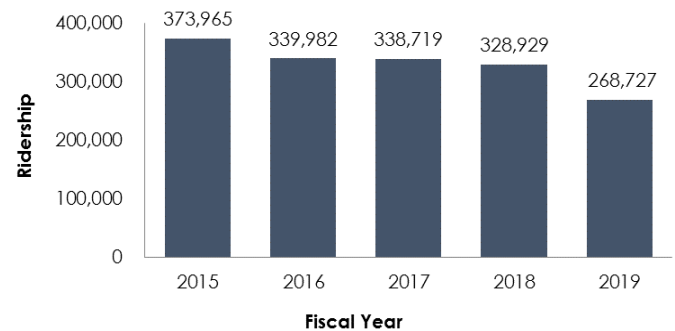
Greater Roanoke Transit Company (Valley Metro)



***Pulaski Area Transit**

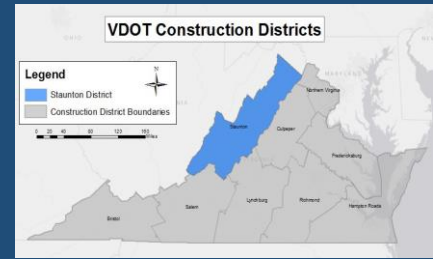


Radford Transit

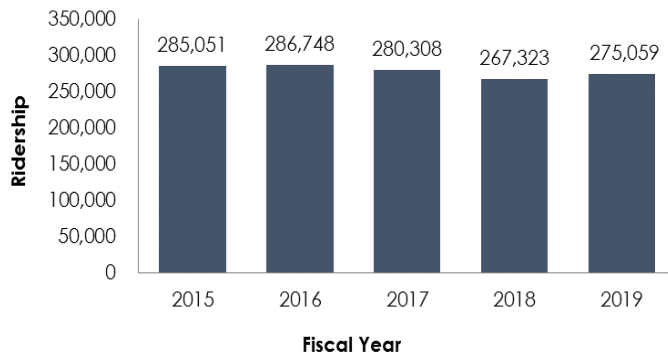


*Pulaski Area Transit switched from demand-response service to deviated fixed route service in FY19.

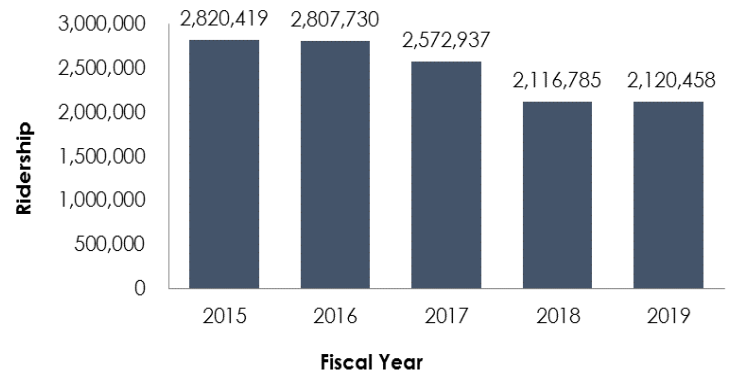
Staunton



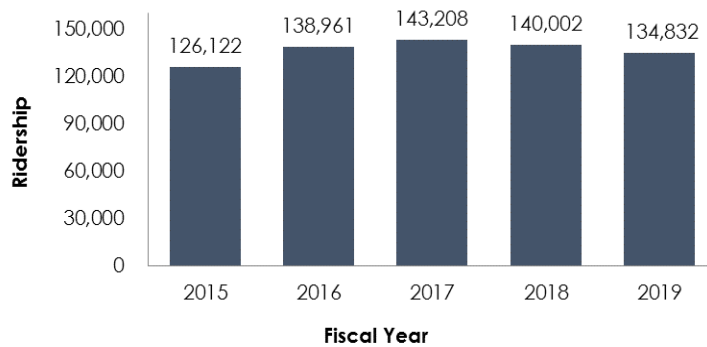
Central Shenandoah PDC (BRITE)



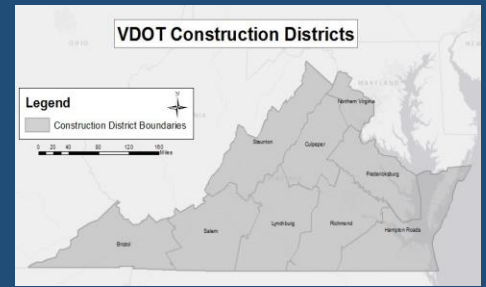
Harrisonburg Public Transportation



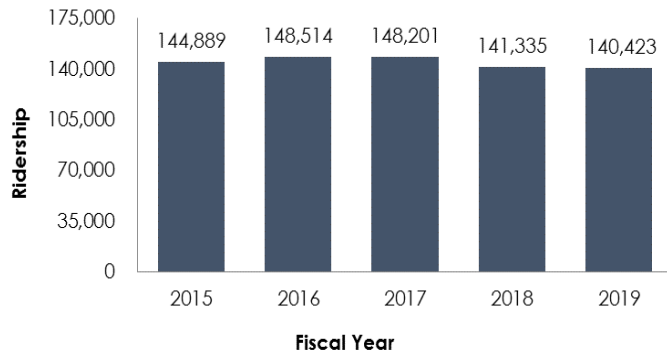
Winchester Transit (WinTran)



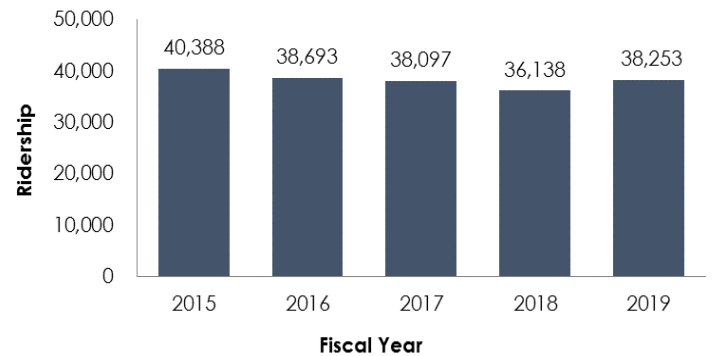
Multi-District



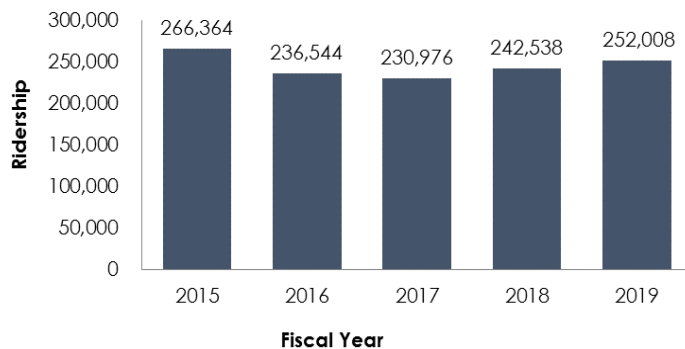
Bay Transit



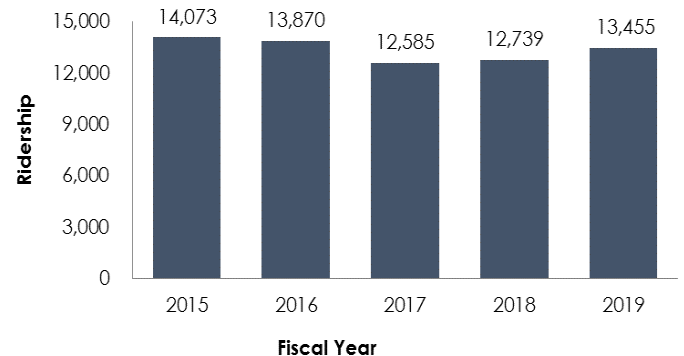
Blackstone Area Bus



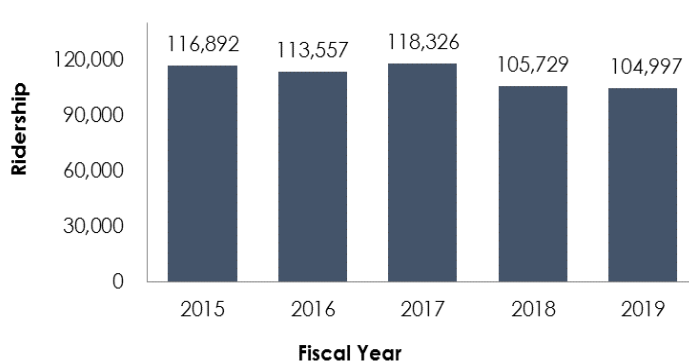
JAUNT



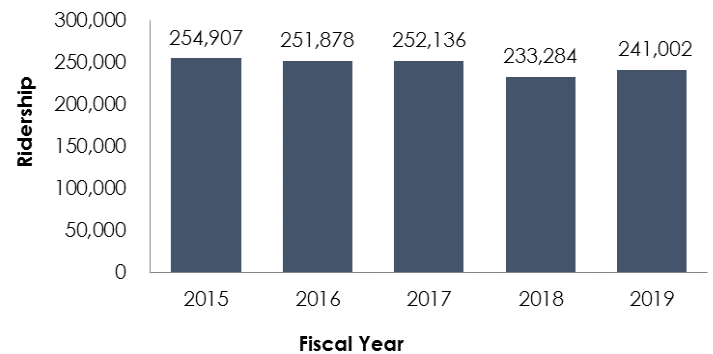
Lake Country Area Agency on Aging



RADAR



VRT





Virginia Department of Rail and Public Transportation

600 East Main Street, Suite 2102

Richmond, Virginia 23219